

Young people in child protection & youth justice in Australia¹

In 2014-16²


(excludes New South Wales and Northern Territory)

43,326

young people were involved in the **child protection** system.

7,185

young people were under **youth justice supervision**.



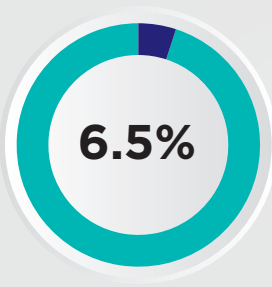
2,814

young people were involved in **both systems**.




Aboriginal and Torres Strait Islander young people were **16 times** more likely to be involved in **both systems** than non-Indigenous young people.

Young people in the child protection system



6.5%

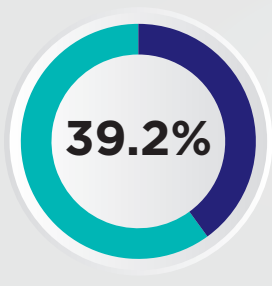
In 2014-16, **6.5%** of the 43,326 young people involved in the child protection system were also under youth justice supervision.



12x

Young people involved in the child protection system were **12 times** more likely than the general population to be under youth justice supervision.

Young people under youth justice supervision



39.2%

In 2014-16, **39.2%** of the 7,185 young people under youth justice supervision were also in the child protection system.



12x

Young people under youth justice supervision were **12 times** more likely than the general population to be involved in the child protection system.

Data source: Australian Institute of Health and Welfare. (2017). *Young people in child protection and under youth justice supervision 2015-16*. Data Linkage Series no. 23. Cat. No. CSI 25. Canberra: AIHW.

¹ Data excludes New South Wales and the Northern Territory. Young people refers to those aged 10-16 years at 1 July 2014.
² Data is restricted to the period between 1 July 2014 and 30 June 2016. This means that data presented on young people involved in both systems during this period does not include involvement in either system before 1 July 2014.